

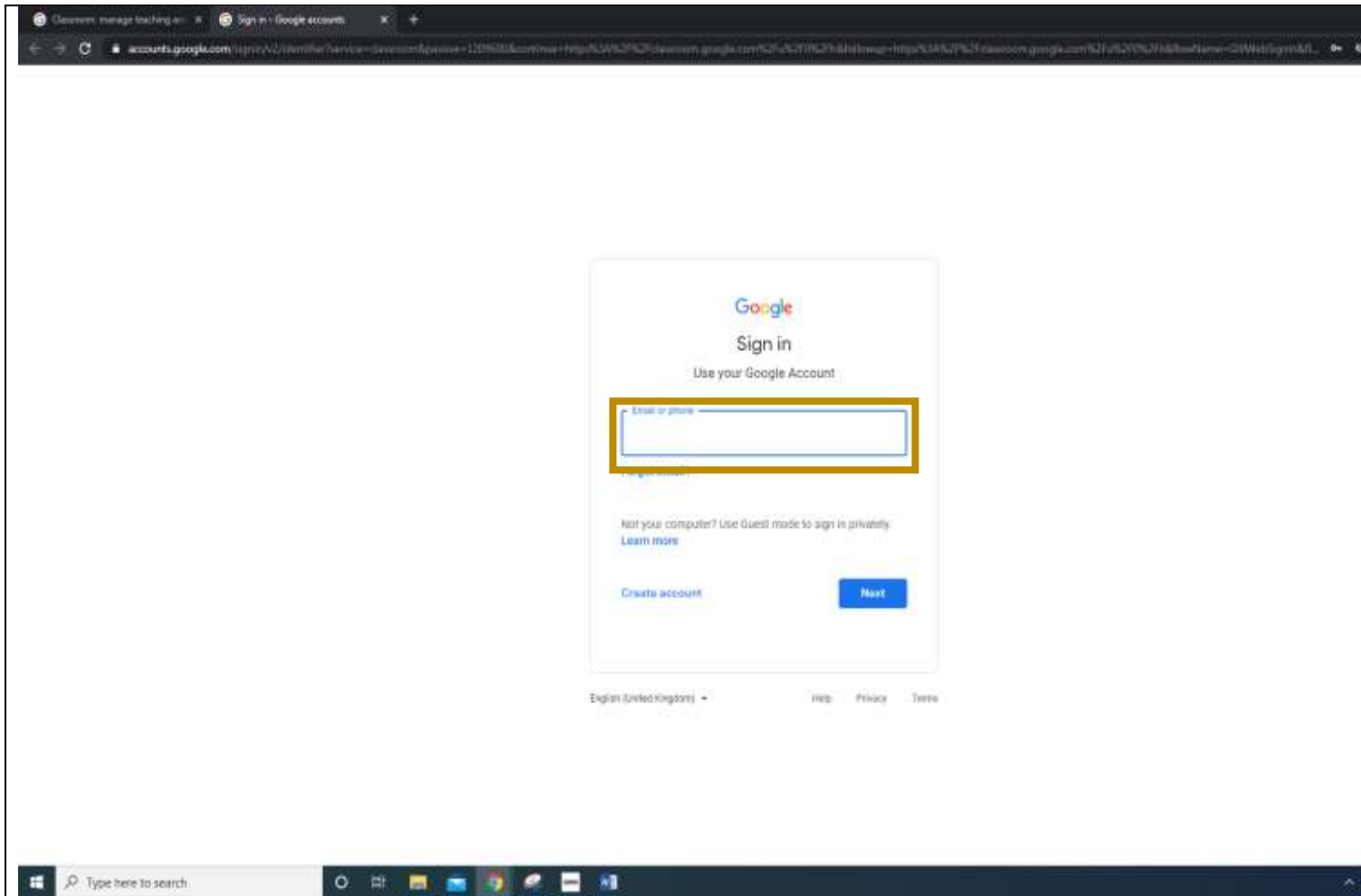
Google Classroom –Parent and Student User Guide

Google Classroom homepage screenshot. The page features the Google logo at the top left, navigation links for "For Education", "Why Google", "Products", "Teaching Resources", "Code with Google", "Training & Support", and "The Latest". Below the navigation is a "Sign in" link. The main content area has a heading "Get more time to teach and inspire learners with Classroom" and a sub-heading "A free and easy tool helping educators efficiently manage and assess progress, while enhancing connections with learners from school, from home, or on the go." Two buttons are visible: "Get G Suite for free" and "Go to Classroom", with the latter highlighted by a yellow border. Below the text is a photograph of two students, a boy and a girl, looking at a device together. At the bottom, there is a cookie consent banner and a Windows taskbar.

Go to
www.classroom.google.com

Or follow this link

If necessary, click *Go to Classroom*



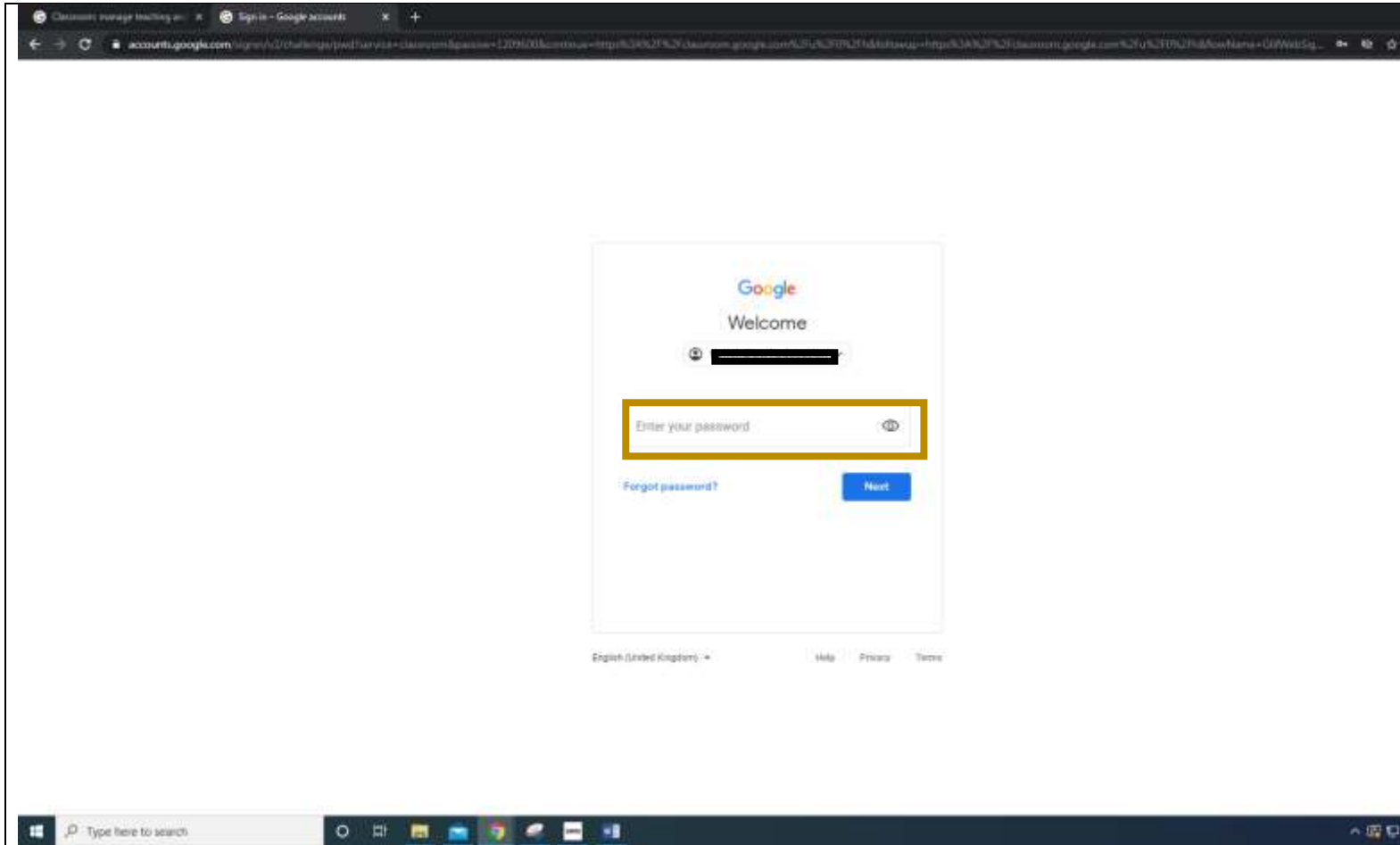
Enter your username.

This will be a combination of a first name, full stop, surname and email log in, @bwf.education

For example, if your name is Sarah Jones, the log in would be sarah.jones@bwf.education

This contains no spaces and no capital letters.

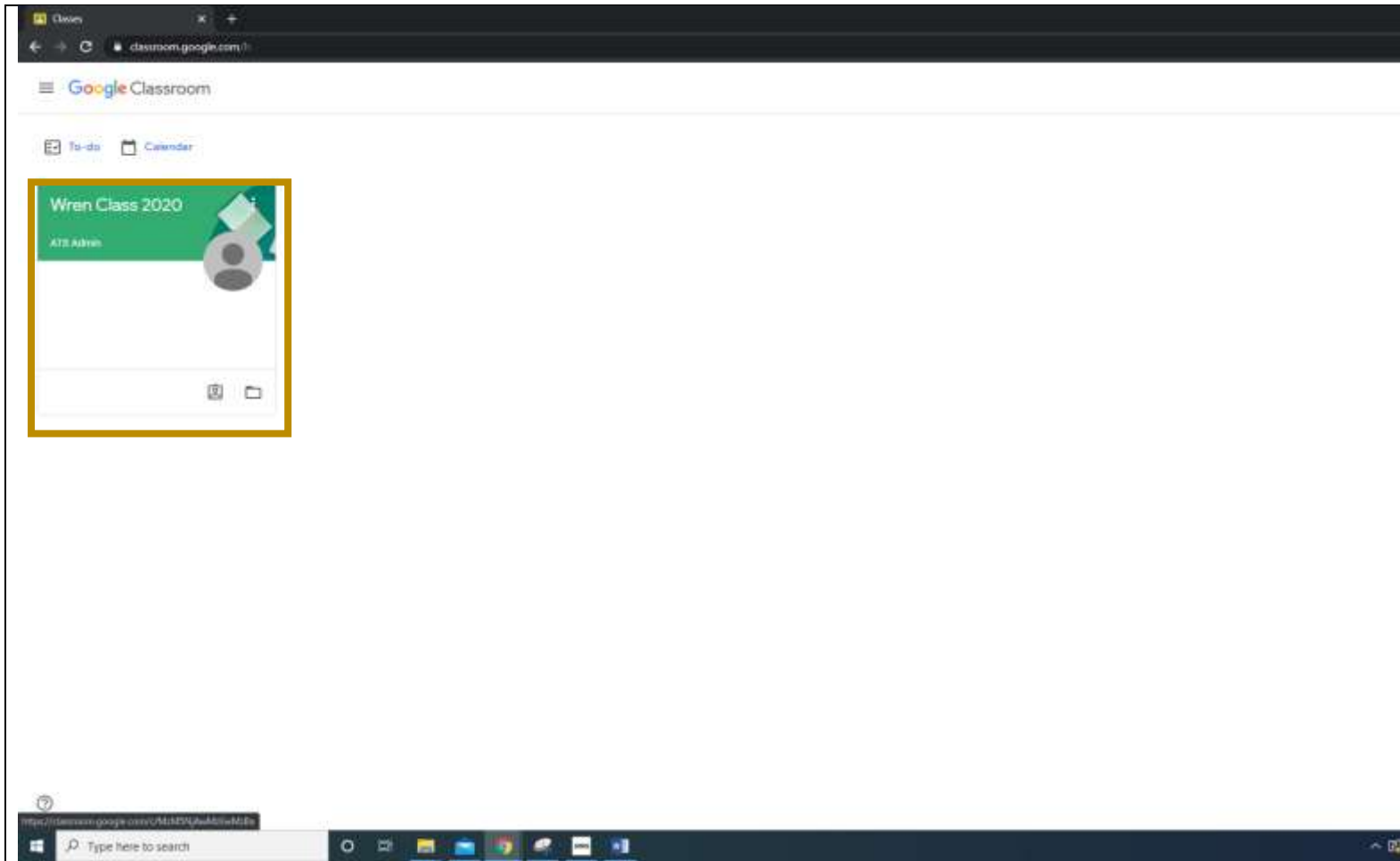
Parents/carers, if your child's log in details are not working, please email the school office to clarify the account details.



Enter your password.

Parents/carers, if your child does not recall their password, please email the school office to request it.

It may prompt you to reenter or change the password. If it does, please follow the instructions on the screen.



Select your class.

Wren Class 2020

Stream Classwork People

Wren Class 2020

Upcoming

Due Wednesday
Maths Autumn 1 Week 4

View all

Share something with your class...

pooted a new assignment: Maths Autumn 1 Week 4
1:26 PM

Type here to search

11:25 11/06/20

On Stream, you will find recently uploaded work.

If you click Classwork, you will find all work assigned.

The screenshot shows a Google Classroom page for 'Wren Class 2020'. At the top, there are three tabs: 'Stream', 'Classwork', and 'People'. The 'Classwork' tab is selected and highlighted with a yellow box. Below the tabs, there are three icons: 'View your work', 'Google Calendar', and 'Class Drive folder'. On the left side, there is a sidebar with 'All types', 'Spellings', 'Maths', and 'English'. The main content area is divided into three sections, each with a subject title and a list of assignments. The 'Spellings' section has one assignment: 'Spellings Autumn 1 Week 4' due on 'Sun Sep 23'. The 'Maths' section has one assignment: 'Maths Autumn 1 Week 4' due on 'Sun Sep 23'. The 'English' section has one assignment: 'English Autumn 1 Week 4' due on 'Sun Sep 23'. A yellow-bordered box highlights these three sections. At the bottom of the screen, there is a Windows taskbar with a search bar and several application icons.

Click Classwork.

You will find your work separated into the subject or dated files or areas. Please follow the instructions and select the appropriate work for each day.

Classwork for Wren Class 2020

classroom.google.com/w/MwT1NwW4dWdM2bA2af

Wren Class 2020

Stream Classwork People

View your work Google Calendar Class Drive folder

All topics

Spellings

Maths

English

Spellings

Spellings Autumn 1 Week 4 Due Sep 23

Maths

Maths Autumn 1 Week 4 Due Sep 23

Posted 1:26 PM (Edited 2:07 PM) Assigned

Please complete the worksheet and submit your answers by Wednesday.

Maths Autumn 1 Week 4... Word

View assignment

English

English Autumn 1 Week 4 No due date

Select the task you need to complete by clicking on the name of the task, e.g. Maths Autumn 1 Week 4.

Click View Assignment.

The screenshot shows a Google Classroom interface. At the top, the browser address bar displays 'classroom.google.com'. The page title is 'Wren Class 2020'. The main content area features an assignment titled 'Maths Autumn 1 Week 4' by 'THOMAS CYNDH', with a due date of 'Sep 23' and '100 points'. A message reads: 'Please complete the worksheet and submit your answers by Wednesday:'. Below this, a document titled 'Maths Autumn 1 Week 4.docx' is attached, highlighted with a yellow border. To the right, there are two panels: 'Your work' with a 'Mark as done' button, and 'Private comments'.

You will now be able to open any documents attached by clicking on the file.

The screenshot shows a Google Classroom interface for a class named 'Wren Class 2020'. The assignment is titled 'Maths Autumn 1 Week 4', created by Thomas Cynoh, and is worth 100 points. It is due on September 23. The assignment description asks students to complete a worksheet and submit answers by Wednesday. A file named 'Maths Autumn 1 Week 4.docx' is attached, with a 'Word' icon. Below the file, there is a 'Class comments' section with a text input field and a send button. On the right side, there is a 'Your work' section with a '+ Add or create' button highlighted by a yellow box, and a 'Mark as done' button. Below that is a 'Private comments' section with a text input field and a send button. The browser's address bar shows the URL 'classroom.google.com'. The Windows taskbar is visible at the bottom of the screen.

Once you have completed the task, you can add or create your responses.

This allows you to upload a file or photo with your work. Or you can complete your work on a *Google Doc*.

If you are completing the work on paper or in an exercise book, please remember to write the date and **WALT**. Your teacher will then mark it when you return to school.

The screenshot shows a Google Classroom interface for an assignment titled "Maths Autumn 1 Week 4". The assignment is created by THOMAS LYNCH and is worth 100 points. It is due on September 23. The instructions state: "Please complete the worksheet and submit your answers by Wednesday." A document titled "Maths Autumn 1 Week 4.docx" is attached. The "Your work" section is currently empty, with a "Mark as done" button highlighted in a yellow box. Below this is a "Private comments" section with an "Add private comment" button. The page is viewed from the perspective of a student in the "Wren Class 2020".

Once completed, click Mark as done.

This will show your teacher than you have completed this homework task.