













## Ideas for Apps to use at Home

Here is a selection of apps to support your child's communication and language development at home.

It is important to remember that MOST of these apps will work best if they are used under supervision and whilst interacting with others e.g. taking it in turns to have a go and talking to your child about what they are doing.

NAME	Developer	Cost
<b>Theme: Sensory</b>		
<p><b>Baby's first aquarium</b> Touch the bubbles to pop them. Listen to them pop. Tap the fish as they swim.</p> 	Hong Nguyen	Free
<p><b>Magic fingers</b> Use your fingers to draw patterns and pictures with different light and movement effects with each pen you choose.</p> 	Sweet Action Games	Free
<b>Theme: Following Instructions</b>		
<p><b>Splingo's Language Universe</b> Children can practice following instructions from a 1 to 4 Key Word level. The instructions include a range of early concepts relating to colour, size, position, action. Level 1 – contains instructions with 1 main word e.g. “find the <u>apple</u>” Level 2 – contains instructions with 2 main words e.g. “find the <u>red apple</u>” Level 3 – contains instructions with 3 main words e.g. “find the <u>big red apple</u>” Level 4 – contains more complex instructions, with 4 parts, e.g. “give the <u>big red apple</u> to the <u>boy</u>” You are able to customise this app to contain word types to suit your child. For example, you may find that your child is able to find an object in the game but finds it more difficult to identify different concepts such as ‘big’ and ‘small’, as he/she has not yet learnt the meaning of these fully.</p> 	The Speech and Language Store	£2.99
<p><b>Let's name things' Fun Deck</b> Children look at a picture and are asked to name as many different things that they can according to the <i>category</i> shown in the picture e.g. ‘Things that are fruit’, ‘Things you can eat’, ‘Things you can wear’ etc. Try having real objects available when playing. For example, when identifying “things you can wear” have real objects or photos/pictures of familiar clothing items; you could try playing the game next to where your child keeps their clothes so they can show you what they wear.</p> 	Super Duper Publications	Free
<p><b>Kids Learning – Photo Touch Concepts</b> This game requires the child to identify a concept by touching the photo that best represents it. It contains time based concepts: before/after, colour concepts, spatial concepts e.g. above/below, opposite concepts e.g. clean/dirty and animal concepts e.g. find an animal with fur.</p> 	Innovative Investments Ltd	£0.99

<p>You can turn concepts on and off. This allows you to choose which concepts to include or example: shapes, colours, clean/dirty. This means you can target certain concepts gradually and give your child time to practice concepts they are confident with supporting them to move to more difficult ones.</p>		
<p><b>My Colouring Book</b>  A variety of line drawings are show that your child can colour by touching a coloured crayon and the touching the area that they want to fill with that colour.  You can practise following instructions at 1 key word level by asking your child to select a specific colour (“Where’s <u>blue</u>?”) and then what part to fill (“Colour his <u>hat</u>”)</p>		<p>free</p>
<p><b>Theme: Category Games</b></p>		
<p><b>‘Clean up’</b>  Toys, clothes and food are sorted into a wardrobe, a shopping trolley and a toy cupboard.  You can try this idea with real objects as well as in the app. For example, when putting away toys try sorting books into one box and cars into another. When you are doing this, say what you are doing “cars in the box” and point to the corresponding box.</p>		<p>Different roads to learning  £1.99</p>
<p><b>Theme: Verbs (‘doing’ words)</b></p>		
<p><b>Action words 3D Flash Cards</b>  These flashcards contain 3D animations that act out each word e.g. “clap”, “blow”, “catch”. Children could practice these verbs alongside the app e.g. clapping or blowing bubbles.</p>		<p>Second Phase  Free</p>
<p><b>‘Action Words’</b>  4 photographs are shown on each screen of people doing different things. A target ‘action’ is spoken and if the correct picture is touched, a ✓ appears on the photo.  To help your child identify the photo, you could act out the action for them to see. Your child may also need you to repeat the word for them. Watching you take a turn will also give your child an opportunity to see how to take a turn in the game. Don’t worry if your child cannot identify the verb – it may be a ‘doing word’ they haven’t heard many times before or that they are focusing on something else in the picture. Model to your child making a mistake and that this is ok!</p>		<p>Innovative Mobile Apps  Free</p>
<p><b>Theme: Language</b></p>		
<p><b>My Playhome Lite</b>  ‘Virtual’ dollhouse:  There are pictures of 4 different rooms of a house and the garden. You can move 4 family members around the house or start, stop &amp; listen to many different household items e.g. turning on and off the TV, putting the people to bed etc.  Talk about what you child is doing or what you are doing e.g. “let’s put baby to bed” – putting baby into the cot, closing the curtains etc.</p>		<p>Playhome Software  Free</p>
<p><b>Theme: Listening Games</b></p>		
<p><b>Farm Sounds Lite</b>  Animal sound game for children.  Try matching toy animals/picture of animals to a sound as you play it on the app. Try this first with more familiar farm animals and sounds</p>		<p>Tantrum Apps  Free</p>

your child has heard before.		
There is also a Zoo Sounds Lite app, with zoo animal noises.		
<b>Theme: Memory</b>		
<p><b>Memory King</b>  Memory card matching game, single or 1-4 players.  Touch 2 cards at a time and find the pairs.  This game is best played with another person to take it in turns to try and find pairs.</p>		<p>Innovative  Mobile Apps</p> <p>Free</p>