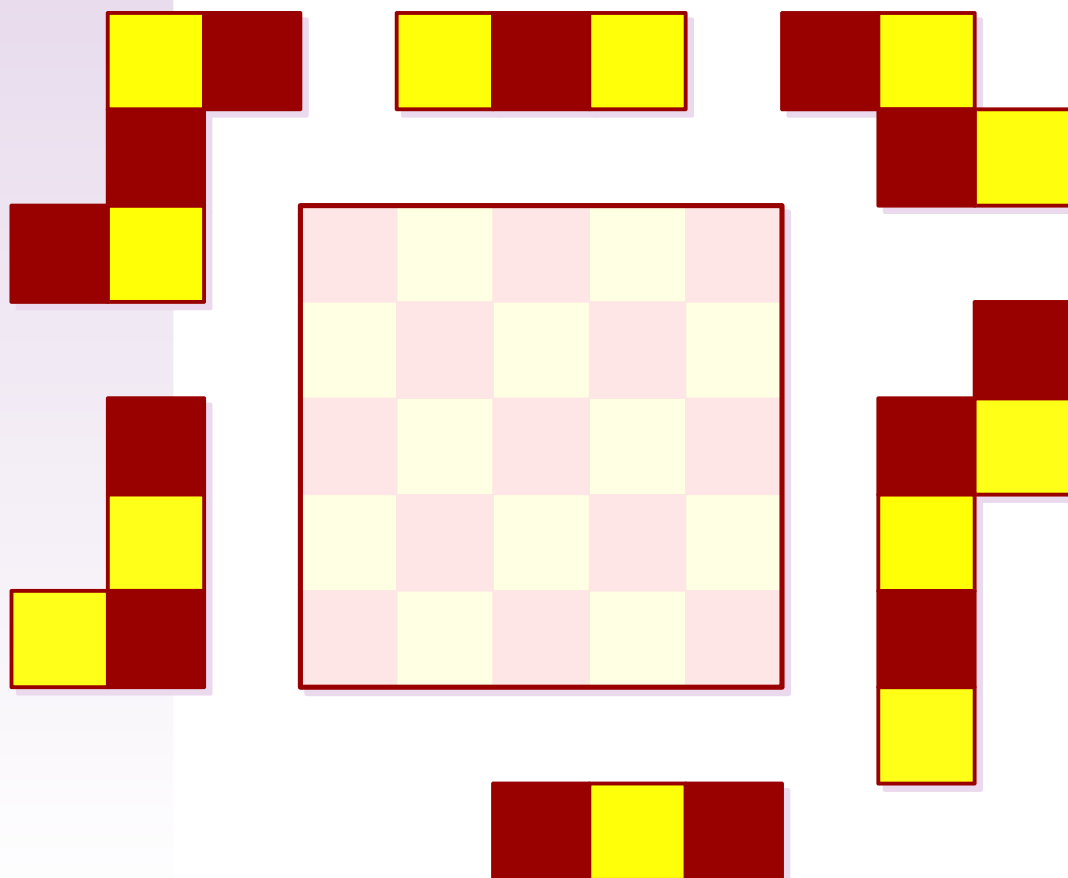


Treasure of Classic
and Modern Puzzles

Checkerboard Puzzles



Broken Checkerboard

Rearrange the six pieces so that to form the 5x5 checkerboard shown in the center of the illustration.


May 2, 2004

www.puzzles.com

Copyright © 2004 ThinkFun Inc. All Rights Reserved. webmaster@ThinkFun.com
Permission is granted for personal use only. This puzzle may not be duplicated for personal profit.

Treasure of Classic
and Modern Puzzles

Checkerboard Puzzles



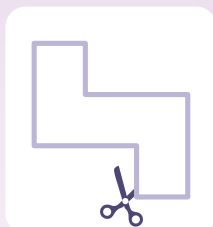
Broken Checkerboard (solution)

The solution is shown in the illustration.

Treasure of Classic
and Modern Puzzles



Checkerboard Puzzles

1



x 6

F



Broken Checkerboard (pieces)

To produce the pieces first print them out. Then follow the diagram shown in the left column above - from step 1 to step F (finish).

May 2, 2004

www.puzzles.com

Copyright © 2004 ThinkFun Inc. All Rights Reserved. webmaster@ThinkFun.com
Permission is granted for personal use only. This puzzle may not be duplicated for personal profit.