

Week beginning : Monday 1st June 2020

This week's theme is 'Under the Sea.' You will find some linked songs and stories and a number of different activities that can be completed at home that we know Buttercup Class children will love and enjoy. In addition to this, as we do every week, we have included symbols that can be cut out and used for communication. You may have bath toys that are a perfect accessory for these activities but please do use your imagination and see what you have within your home.

Songs and Stories-

There's a hole in the bottom of the sea: <https://www.youtube.com/watch?v=R1Qn2bcZRT0>

Read along story for 'There's a hole in the bottom of the sea':



<https://www.booktrust.org.uk/books-and-reading/have-some-fun/storybooks-and-games/A-hole-in-the-bottom-of-the-sea/>

Over the deep blue sea song:

<https://www.youtube.com/watch?v=ICPJhybHBkA>

10 Little Fish song:

<https://www.youtube.com/watch?v=dg0cQtVisLw>



Activities-

Our topic allows for lots of sensory opportunities to take place, all of these activities are suitable for all of our children. Some ideas include:

Basic Fish Craft that can be used in different ways:

-First create some basic fish using different textures and simply cut them out (bubble wrap, foil, felt, cloth, washing up sponge/cloths.)

-If you have a clear bowl or washing up bowl, fill with water and allow the children to drop them in and play with them.

-Skills that link with this activity : joint interaction, counting, having the opportunity to touch different textures.

Under the Sea Ocean Play:

For this activity you will need:

- Blue Jelly Baff or jelly or water and washing up liquid (Jelly Baff can be purchased via amazon)
- Bowl, bath, small swimming pool or a washing up bucket (dependent on how much you want)
- Sea animals



Shaving Foam Sea Animal Play:

For this activity you will need:

- Blue shaving foam (if you can get it) or standard shaving foam
- Blue food colouring (add to shaving foam if you can't get blue foam)
- Sea animals
- Activity tray



Under the Sea Sensory Bag:

For this activity you will need:

- Medium or large zip sandwich bags
- Blue hair gel
- Small sea animals



beach and sea squish BAGS



Frozen Sea Animals:

For this activity you will need:

- Moulding shapes to fill with water and put in freezer
- Blue food colouring if you wish to change the water blue
- Sea animals
- Squeezy bottles to squeeze water to melt the water and expose the animals



Ocean Playdough:

For this activity you need:

- Playdough (can be shop bought already made or make your own) Recipe to make own: <https://www.bbcgoodfood.com/howto/guide/playdough-recipe>
- Sea animal and sea shells




Further visuals to support have been added below. We hope you have lots of fun!

Buttercup Class Team

(Miss Andrews, Miss Hooper, Miss Foy and Miss Thompson.)

Visuals for under the sea



fish



crab



sand



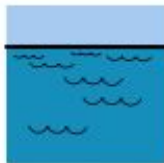
shell



shark



jellyfish



sea



starfish



turtle



octopus



whale



seaweed



shipwreck



eel



seahorse



squid



sea snail



diver

Ocean Sensory Bottle

Recycle Bottles to make a mini ocean.

Items needed: -

Plastic Bottles

Funnel

Water

Blue food colouring

Baby Oil

Sea animals/shells

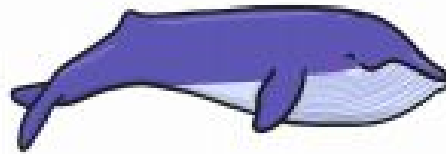
Ocean stickers

Liquid Chalk Board Window markers




Counting and Matching Puzzle

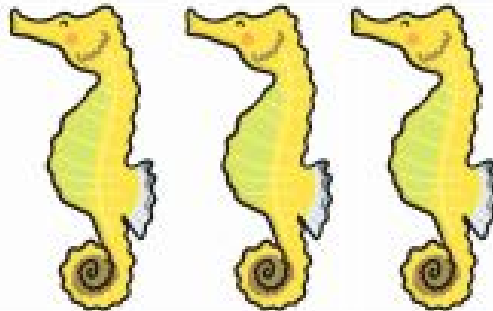
1



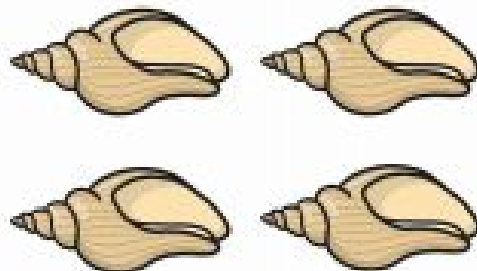
2




3



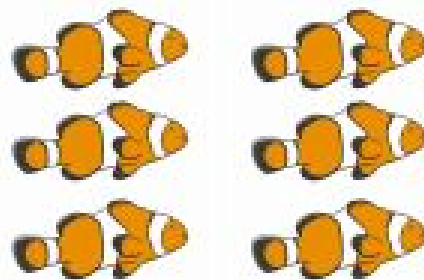
4



5



6



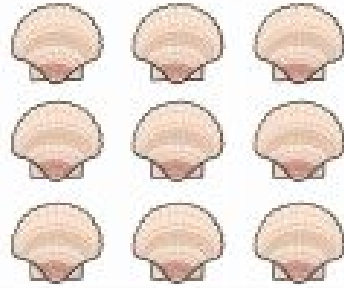
7




8



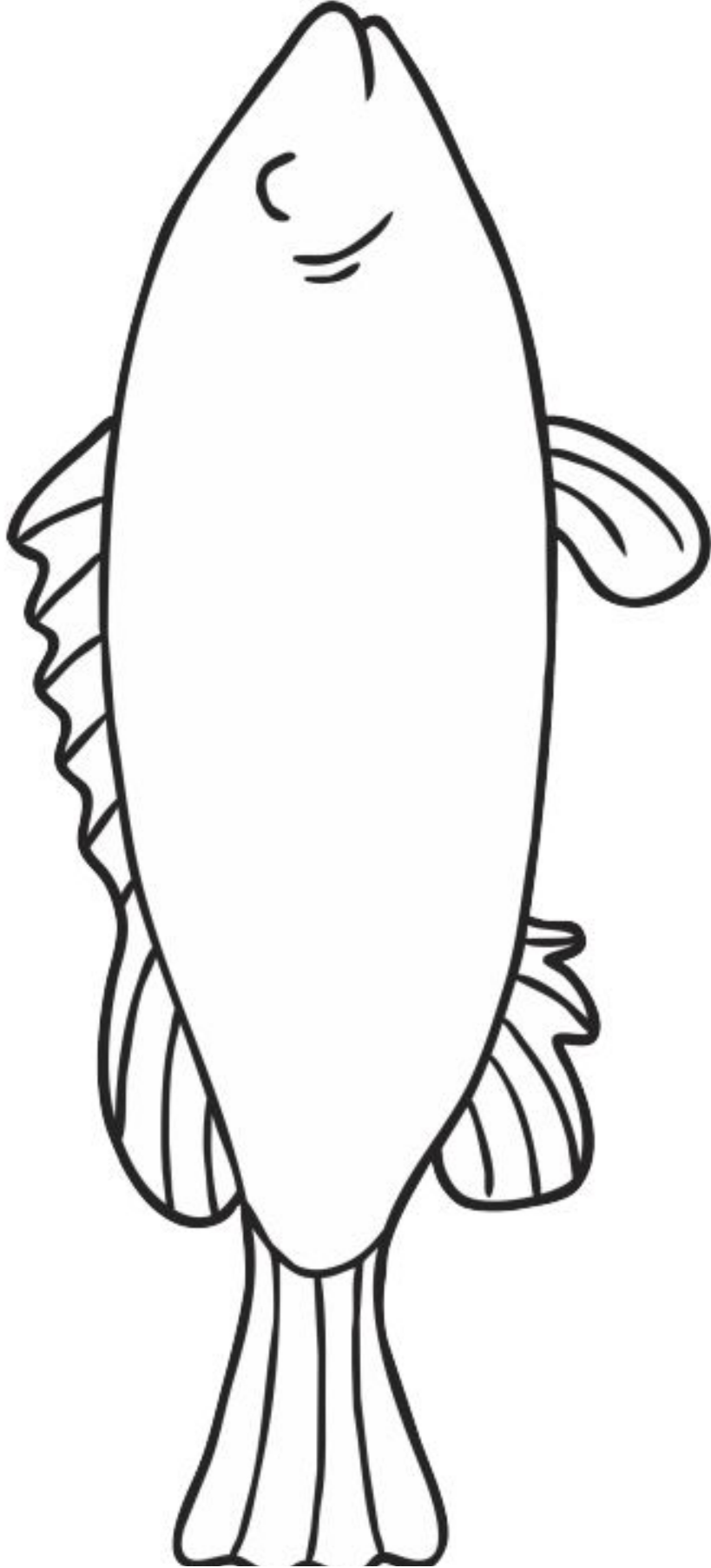
9




10



Decorate a Fish



Decorate a Fish



Decorate a Fish



