

KS4



‘Under the Sea’

Dear All,

I hope that you all enjoyed the first of our theme weeks.

Welcome to theme week 2- Under the Sea.

Your class teams have been busy collecting resources and tasks for you to try.

Remember to have fun and share your photo on the woodside twitter page.

DID YOU KNOW?

White sandy beaches are actually made of fish poop

Barrier reefs are literally a barrier (surprise!)

Corals outlived dinosaurs

White coral is stressed coral (and that's not fun)

Coral reefs protect wildlife

There are three different types of coral reef

Coral needs sunlight to grow


Large reefs are thousands of years old

Coral reefs make the sea bed more stable

Coral reefs make the sea bed more stable

The algae on a coral reef is an animal

Reefs are important nesting grounds





Pirate Map



Pirate Eye Patch

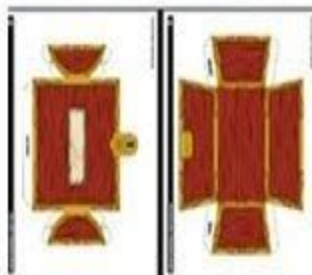
Pirate Envelope



Pirates Free Printables







Pirate Hat and Treasure Chest



**Pirate
Invitation**



Under the Sea Word Search



ALGAE
BARRACUDA
BASS
BIVALVE
CLAM
COD
CONCH
CORAL
CRAB
DIATOMS
DOLPHIN

EEL
KELP
KRILL
MACKEREL
MANATEE
OCEAN
OCTOPUS
ORCA
OTTER
RAY
REEF

SEA CUCUMBER
SEAL
SHAD
SHARK
SHRIMP
SNAIL
SQUID
TUNA
URCHIN



PIRATE LINGO WORD SEARCH

C	R	O	W	S	N	E	S	T	C	T	E	T	Y	Y
U	K	Z	R	E	E	T	A	V	I	R	P	J	R	B
S	R	N	A	P	R	S	J	R	I	A	S	R	O	C
E	E	I	W	A	Y	N	W	Y	M	B	O	O	T	Y
A	B	S	O	H	D	O	H	E	V	A	E	H	J	Y
D	B	C	N	S	U	O	E	L	T	T	U	C	S	F
O	U	A	A	P	I	L	L	A	G	E	F	N	W	Q
G	L	L	M	I	W	B	A	C	U	T	L	A	S	S
V	D	L	E	H	B	U	C	C	A	N	E	E	R	R
P	N	Y	K	S	J	O	L	L	Y	R	O	G	E	R
D	A	W	A	N	H	D	D	L	W	A	V	A	S	T
C	L	A	D	H	A	T	L	A	S	D	L	O	R	T
V	O	G	A	R	O	L	T	B	I	S	C	U	I	T
O	H	O	H	O	Y	Y	P	M	Y	E	M	I	L	B
J	W	P	H	O	R	N	S	W	A	G	G	L	E	A

AHOY
ANCHOR
AVAST
AYE
BISCUIT
BLIMEY
BOOTY
BUCCANEER
CORSAIR

CROW'S NEST
CUTLASS
DOUBLOONS
HEAVE HO
HORNSWAGGLE
JOLLY ROGER
LANDLUBBER
MAN-O-WAR
OLD SALT

PILLAGE
PLANK
PRIVATEER
RUM
SCALLYWAG
SCUTTLE
SEADOG
SHIPSHAPE
YO HO HO



Poems About the Sea

Mrs Childs



Poems About the Sea

Mrs Childs





Hello Everyone,

I hope that you are all well. This lesson is all about poetry. I hope that you enjoy it.

Do what you can, but please do not worry if it is a bit tricky, just do what you can.

If you enjoy writing your poem about the sea, perhaps you might like to draw a picture to go with it?

Thank you,

Mrs Childs

Objectives

By the end of this lesson you will be able to:

- List at least 3 sounds that the sea makes
- Write 2 words describing how scary waves can be
- Write 2 words showing how gentle waves can be
- Plan and write a short poem about the sea.

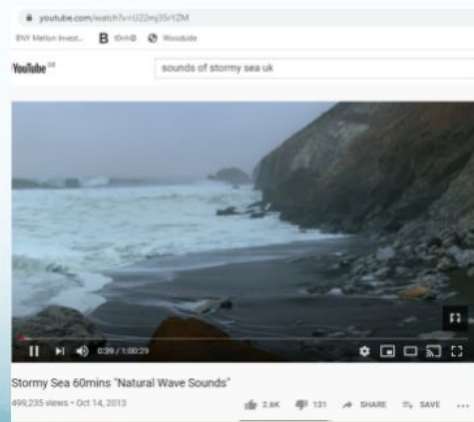


Introduction - Sounds of the Sea

Listen to this clip.

Write down as many words as you can to describe the sounds.

<https://www.youtube.com/watch?v=U22mj35rYZM>



Introduction - Revision

Let's start by reminding ourselves some of ways we describe language used in poetry.

Can you remember what they mean?

onomatopoeia Words that represent a sound.

simile When we compare one thing with something, it's 'like' or 'as' something.

rhythm Something that gives a poem its beat.

personification When something which is not human is given human qualities.

metaphor When we compare two things and one thing 'is' something else. say

Revision Examples



Onomatopoeia

The sausages sizzled in the pan.
The balloon went pop!



Personification

The blanket wrapped its arms around me.



Simile

He is as strong as an ox.
She sings like a bird.



Metaphor

He is a knight in shining armour.
My brain is foggy today.

Please read this poem.

THE KAYAK

Over the briny wave I go,
In spite of the weather, in spite of the snow:
What cares the hardy Eskimo?
In my little skiff, with paddle and lance,
I glide where the foaming billows dance.

Round me the sea-birds slip and soar;
Like me, they love the ocean's roar.
Sometimes a floating iceberg gleams
Above me with its melting streams;
Sometimes a rushing wave will fall
Down on my skiff and cover it all.

But what care I for a wave's attack?
With my paddle I right my little kayak,
And then its weight I speedily trim,
And over the water away I skim.

ANONYMOUS



Looking at the poem

Are there any words you don't know? If so, please look them up in a dictionary, or use Google to help you.

Can you find an example of a **metaphor**? How about **personification**?

What do you remember about the use of the word 'Eskimo'?
Can you remember our work on Alaska, earlier in the year?

Can you hear the **rhythm**?

Is there anything else you notice about it?



Poem 1 Please Read

THE KAYAK

Over the briny wave I go,
In spite of the weather, in spite of the snow:
What cares the hardy Eskimo?
In my little skiff, with paddle and lance,
I glide where the foaming billows dance.

Round me the sea-birds slip and soar;
Like me, they love the ocean's roar.
Sometimes a floating iceberg gleams
Above me with its melting streams;
Sometimes a rushing wave will fall
Down on my skiff and cover it all.

But what care I for a wave's attack?
With my paddle I right my little kayak,
And then its weight I speedily trim,
And over the water away I skim.

ANONYMOUS

Eskimo – this term for the indigenous people of the arctic is no longer used. We could use Inuit or First Peoples.

Personification – the sea is dancing like a human

metaphor – the ocean roaring

The rhyming gives the poem its rhythm. Do you think it sounds like the rhythm of the sea?

Planning to write a poem about the sea



A good way to plan is to make lists of ideas:

- Onomatopoeic sounds that water makes (not just the sea).

- Ways that waves can be like humans (personification).

- Words to describe how scary waves can be.

- Words to describe how gentle waves can be.

- Challenge – Can you make a simile or a metaphor about the sea?

Write a poem about the sea

You can write poem about the sea, just using your own experiences and imagination.

or

You can use the pictures on the next pages to give you some more ideas.

Don't forget to include the interesting words and phrases that you thought of when you were planning! Good luck.



Picture One



Picture Two



Conclusion

You should now be able to:

- List three words which describe the sounds of the sea
- Write words which explain how scary or gentle the waves can be
- Write a short poem about the sea.

Thank you for your hard work.







Under the Sea Wordsearch



Words to find:

barnacle
dolphin
flounder
jellyfish
lobster
octopus
seashore

seashell
seaweed
shark
shipwreck
starfish
stingray
whale

LOOK CLOSER

Weekly In-Depth Reading Comprehension



Can you:

- Find the facts?
- Interpret the information?
- Work out why the journalist wrote and presented the story in the way that they did?



13 FirstNews ISSUE 278 30 SEPTEMBER – 6 OCTOBER 2011

ANIMAL NEWS

Up close with a giant whale shark



IMAGINE swimming next to an animal that could fit you in his mouth and still have room to spare...

That didn't worry five-year-old snorkeller Kieran Liu, who was happy to swim next to this great whale shark.

It was the first time young American Kieran had been swimming in the open ocean.

"On the day, we were the first ones in the water," said photographer Eric Cheng.

"Kieran was suited up first and just jumped in some 20 miles

from land. He was amazing, not once did he display any fear."

Luckily this 10m (40ft) long whale prefers plankton and fish eggs.

Every year in late summer, huge numbers of little tunny fish gather in the waters off Isla Mujeres in Mexico to spawn.

This attracts up to 100 whale sharks at a time, and a few brave humans, like Kieran, go into the water with them.

YEAR 10 DESIGN Under the Sea -Bag for Life(Textiles)

Project Overview

During this project you should

- Research what lives under the sea
 - Choose your favourites
- Look at the design brief and draw three small designs
 - Choose your favourite
- Draw this larger and with more detail
- Plan how you could make it when you return to school



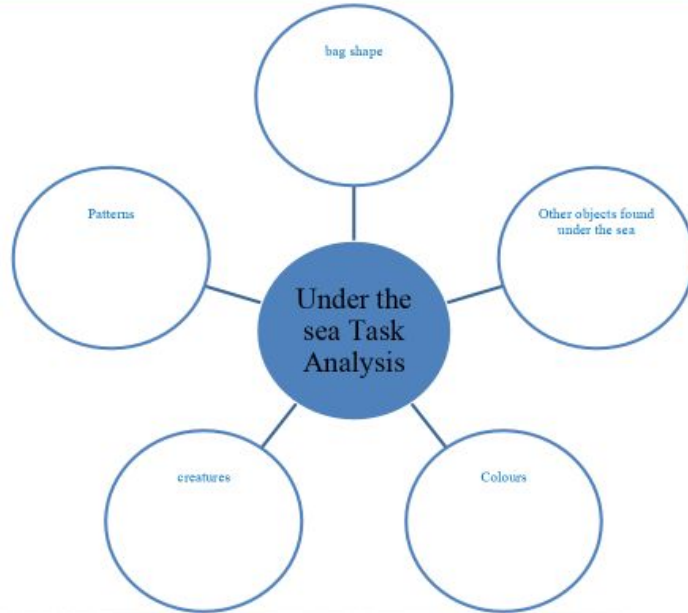
Name:

Class:

Design Brief

The Sealife centre has asked you to design and make a bag for life to be used in their gift shop. The bag must be based on the theme of 'Under the sea'.

Read the design brief above and underline the words that you think are the most important




Design Proposals-list and draw your ideas for a bag design

Design Proposals-list and draw your ideas for a bag design

Design Proposals-list and draw your ideas for a bag design




What do you like about your designs? Which is your favourite? Why?

A large, empty, lined writing area with a vertical red margin line on the left. The lines are light blue and horizontal, spaced evenly across the page. The red line is positioned approximately one-tenth of the way from the left edge.





There are many creatures that live on the bottom of the sea. The bottom of the sea is called the sea floor. Near the shore, where the sea and the land meet, you might see crabs, lobsters, starfish, or even sea urchins. Crabs and lobsters have legs they use to crawl along the sea floor. Starfish and sea urchins use funny kinds of little feet.







Swimming in the water near the shore are many other creatures, such as the squid and the jellyfish. Watch out for jellyfish, because they can sting!



This is coral, coral looks like plants but they are animals! They don't move around like a lot of animals.



Lots of different types of fish live in the sea. Do you know
what a bunch of fish is called? That's right,
a school!



Many kinds of shells live on the sea floor, too.
Have you ever seen a seashell? Was it empty?
Did you know that a little sea creature used to
live inside that empty shell? These little
creatures look like blobs, but they are still real
creatures. They live inside the shell as if it
were their house.



A seal is another kind of animal that lives both in the water and up on the shore. If you ever see a seal on shore, it flops up and down in a bumpy kind of way. But in the water, a seal swims very smoothly and very fast!



An animal that looks a little like the seal but is much bigger is the walrus. The walrus has two big tusks it can use to defend itself, if it has to. It can also swim very fast.

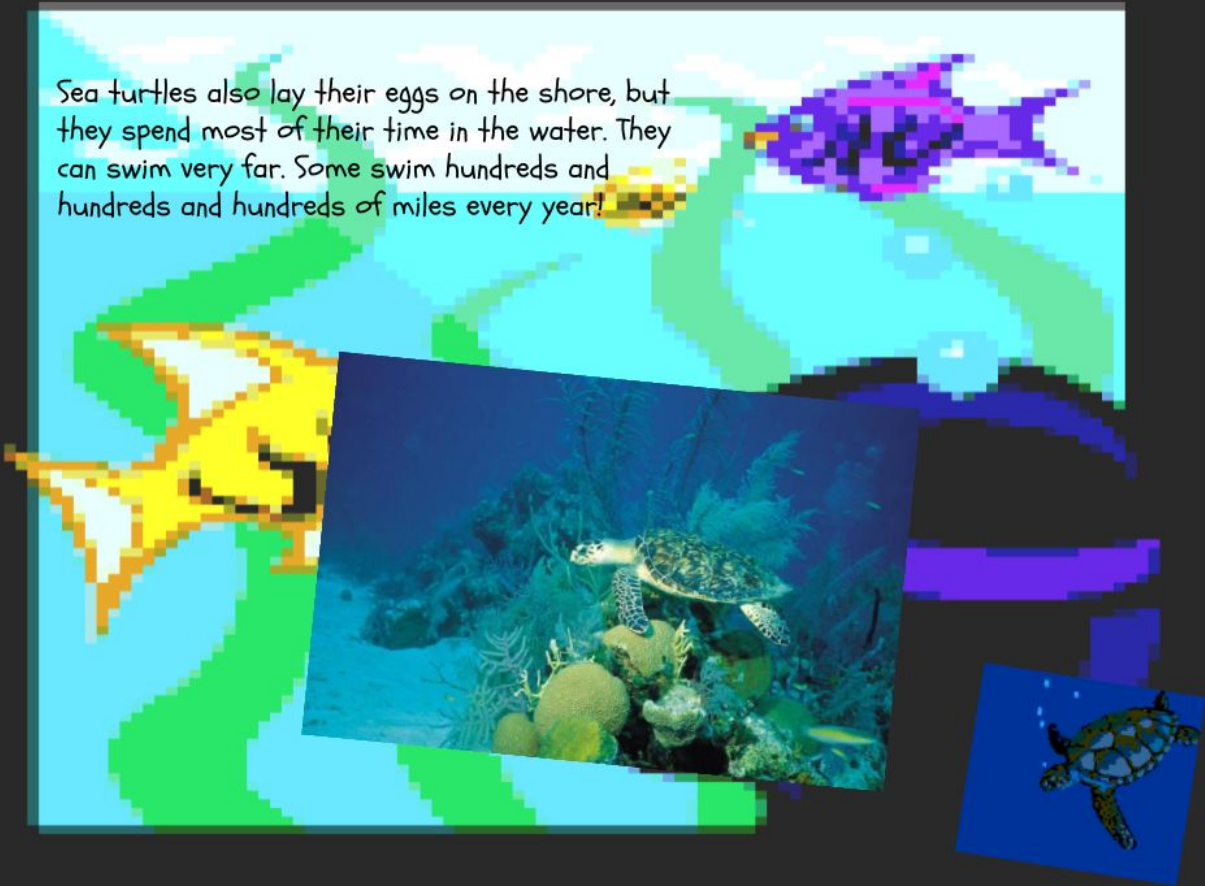
If you looked under the sea, you might find an octopus swimming in the water, too, or resting on the sea floor. It likes both places!



Another creature you might find swimming in the water is the sea horse. A sea horse is not really a horse. A sea horse is really a fish! A sea horse can rest by holding on to plants with its tail.



Sea turtles also lay their eggs on the shore, but they spend most of their time in the water. They can swim very far. Some swim hundreds and hundreds and hundreds of miles every year!



Do you know what the biggest creatures in the water are? That's right, whales. The grey whale can grow up to 40 feet long. The blue whale can grow up to almost 100 feet long. It is the biggest animal on Earth.



Whales can do some very wonderful things. Just like you and me, whales breathe air. But whales can hold their breath and dive down very deep. When they come back up, they blow out their breath in a big spout of water.

They also can make sounds under water that can be heard far away. Whales use these sounds to find food, and they also use these sounds to talk to each other. Some whales, can even sing!

You will also find in the sea lots of dolphins!
Dolphins are part of the whale family. This is what a
dolphin sounds like.



You have learned about many things that live in the sea. Can you remember the names of any of them? Can you say their names? Have you ever seen any of them?



Whales



Animals under the sea



Dolphins



Sharks



Shellfish




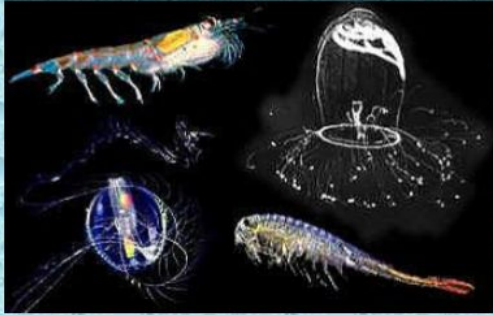
Small fish



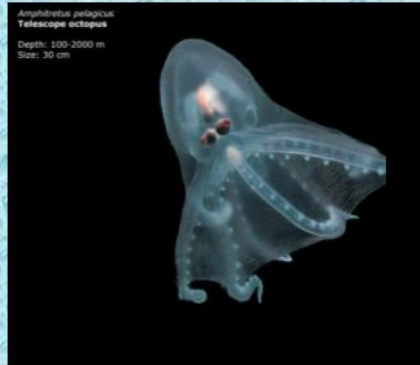

Large fish



Tiny Creatures



Deep sea creatures



2006 MBARI

Do you know what these are?



Guess what it is...



Guess what it is...



Guess what it is...



Guess what it is...

