




Google



Classroom

-

-



Parent

+

and



student



user



guide

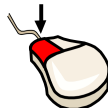
1



1. Go to www.classroom.google.com or follow this link.



If necessary



click on



Go to classroom.

2



2.

Enter



your user name



firstname,surname

+

and



@

email log in @bwf.education



For example



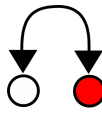
sarah.james@bwf.education



No



spaces




or



capital letters.

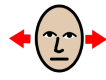
If



your childs




log in



doesn't work



then please



email the




school office.

3

3.



Enter your



password.

If




your child




can not



remember




their



password,



Please



email the




school office.



It may



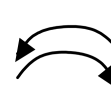
prompt



you to



reenter



or change



your password.



Please follow the instructions on the screen.

4

4.



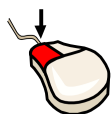
Enter your



class.

5


5.




Click on



Classwork.



You



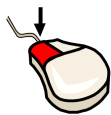
will find



all work assigned.

6


6.




Click




classwork.



You



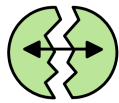
will find



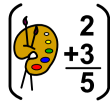
your



work



separated



into subjects,



dated files



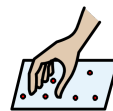
or areas.



please



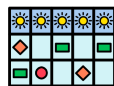
follow the instructions



and select the



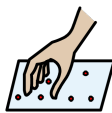
appropriate



work for each day.

7


7.



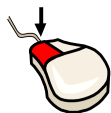
Select



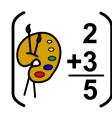
the task



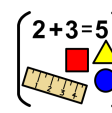
you need to complete



by clicking on




the name of the



Maths

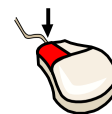


Autumn 1

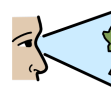


Week

4.



Then click



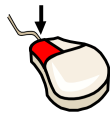
view



assignment.

8

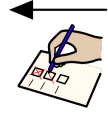

8.




Click on the file to open any documents attached.

9


9.




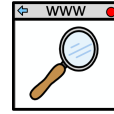

Once you have completed the task, You can



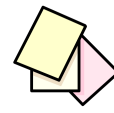

add / create your response. This allows you to



upload a photo or file with your work. Or you can



complete your work on a Google doc. If you are



completing your work on paper



or in an exercise book



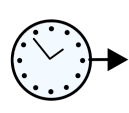

please remember to write



+



the date and WALT.



Your teacher will




mark



your work



when



you



return to



school.


10

10.

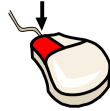


1

Once



completed



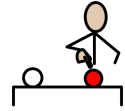
click



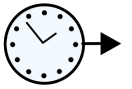
mark



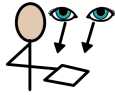
as done.




This



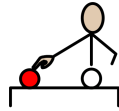
will




show



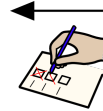
your teacher



that



you



have completed



this homework task.